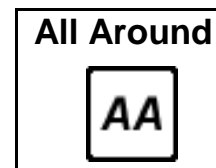

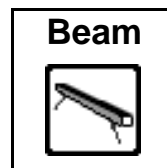
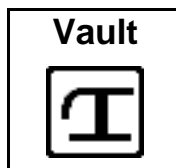


Level 2

No	Name	Club	Comp	D	VT		D	UB		D	BB		D	FX		D	RC		AA				
38	Sky	Bebbington	Europa	L2 InAge	4.0	13.400	2	4.0	12.650	2 =	3.5	11.700	2 =	4.0	12.650	1	4.0	12.800	4 =	63.200	1		Pass
9	Amelie	Morgan	Slough	L2 InAge	4.0	13.550	1	4.0	12.400	6 =	3.5	11.350	7	4.0	12.600	2	4.0	12.950	2 =	62.850	2		Pass
11	Francesca	Ryman	South Durham	L2 InAge	4.0	13.150	11	4.0	12.550	5	4.0	11.450	5	4.0	12.200	7 =	4.0	12.950	2 =	62.300	3		Pass
1	Hallie	Copperwheat	Sapphire	L2 InAge	4.0	13.200	9 =	4.0	12.650	2 =	4.0	11.650	4	4.0	12.500	3	4.0	12.250	10 =	62.250	4		Pass
20	Marnie	Woolrich	Park Wrekin	L2 InAge	4.0	13.250	6 =	4.0	12.400	6 =	4.0	11.300	8	4.0	12.400	4	4.0	12.300	8 =	61.650	5		Pass
24	Paige	Vick	Notts	L2 InAge	4.0	13.050	15 =	4.0	12.950	1	3.7	10.700	14	4.0	12.150	9	4.0	12.550	7	61.400	6		Pass
28	Paige	Thomas	Neath Afan	L2 InAge	4.0	13.100	12 =	4.0	10.900	19	4.0	12.850	1	4.0	12.350	5 =	4.0	11.900	18 =	61.100	7		Pass
31	Oriel	Powell	City of Birmingham	L2 InAge	4.0	13.300	4 =	4.0	11.850	12	3.5	10.650	15	4.0	12.200	7 =	4.0	12.250	10 =	60.250	8		Pass
17	Tabitha	Sheard	Park Wrekin	L2 InAge	4.0	13.000	17 =	4.0	12.300	8	3.5	10.800	12 =	4.0	11.700	19 =	4.0	12.300	8 =	60.100	9		Pass
4	Isabel	Davis	Bristol Hawks	L2 InAge	4.0	13.350	3	4.0	11.800	13	4.0	10.800	12 =	3.0	11.150	26	4.0	12.700	6	59.800	10		Pass
19	Lucy	Turner	Park Wrekin	L2 InAge	4.0	13.250	6 =	3.0	10.100	25	4.0	11.700	2 =	4.0	12.100	10 =	4.0	12.200	13 =	59.350	11		Pass
5	Danielle	Tabios	Bury Spectrum	L2 InAge	4.0	13.250	6 =	4.0	10.850	20	4.0	10.950	11	4.0	11.850	16 =	4.0	12.250	10 =	59.150	12		Pass
26	Caitlin	Williams	Notts	L2 InAge	4.0	13.050	15 =	4.0	12.600	4	3.2	9.800	18 =	4.0	11.550	22	4.0	11.900	18 =	58.900	13		Pass
18	Abigail	Jones	Park Wrekin	L2 InAge	4.0	12.900	22	4.0	12.200	9	4.0	9.800	18 =	4.0	11.650	21	4.0	12.200	13 =	58.750	14		Pass
25	Scarlett	Williams	Notts	L2 InAge	4.0	12.650	27	4.0	11.100	18	3.5	11.050	9 =	4.0	12.000	13 =	4.0	11.650	20	58.450	15		Pass
2	Gypsy	Squires	Sapphire	L2 InAge	4.0	13.100	12 =	4.0	11.200	16	4.0	10.400	16	4.0	12.350	5 =	4.0	11.350	23	58.400	16		Pass
10	Mia	Scott	South Durham	L2 InAge	4.0	13.300	4 =	4.0	11.950	11	3.2	8.800	23	4.0	12.000	13 =	4.0	12.050	16	58.100	17		Pass
22	Martha	Franks	Heathrow	L2 InAge	4.0	12.700	26	4.0	12.100	10	3.5	10.150	17	4.0	11.400	24	4.0	11.250	26	57.600	18		Pass
15	Ami	Evans	Sandbach	L2 InAge	4.0	13.000	17 =	4.0	11.750	14	3.0	9.300	20 =	4.0	12.050	12	3.7	11.400	22	57.500	19		Pass
27	Bella	Aldridge	Notts	L2 InAge	4.0	12.800	24 =	4.0	11.150	17	4.0	8.400	25	3.0	11.000	27	4.0	12.800	4 =	56.150	20 =		Pass
39	Grace	Willard	Europa	L2 InAge	4.0	13.200	9 =	3.0	7.550	29	4.0	11.050	9 =	3.0	11.350	25	4.0	13.000	1	56.150	20 =		Pass
32	Amy	Jane Rowe	City of Bristol	L2 InAge	3.5	12.100	30	4.0	10.750	22	4.0	11.400	6	3.0	10.850	28	4.0	10.950	27 =	56.050	22		Pass
40	Rochelle	Hamilton-Kendall	Exeter	L2 InAge	4.0	12.950	20 =	3.0	9.950	26	3.0	9.200	22	4.0	11.850	16 =	4.0	11.550	21	55.500	23		Pass
7	Eilish	Campbell	City of Glasgow	L2 InAge	4.0	12.950	20 =	4.0	10.400	24	3.5	7.550	27	4.0	11.850	16 =	4.0	11.950	17	54.700	24		Pass
16	Robyn	Kilbourne	Sandbach	L2 InAge	4.0	12.000	32	4.0	11.500	15	3.0	9.300	20 =	2.0	9.550	32	3.7	11.300	24 =	53.650	25		Pass
23	Roshelle	Spencer-Smith	Heathrow	L2 InAge	4.0	12.500	29	4.0	10.450	23	3.2	6.950	30	4.0	12.100	10 =	4.0	10.950	27 =	52.950	26		Pass
44	Kacey	Morrison	Largs	L2 InAge	4.0	12.800	24 =	3.0	9.750	27	4.0	8.650	24	3.0	10.550	29	4.0	10.650	31	52.400	27		Pass
13	Amy	Spaul	The Meapa	L2 InAge	4.0	13.000	17 =	3.0	10.800	21	3.5	6.650	31	3.0	10.200	31	4.0	10.700	30	51.350	28		Pass
6	Ella	Gaynor	Cardiff Central	L2 InAge	4.0	12.050	31	2.0	7.600	28	3.2	7.750	26	4.0	11.900	15	4.0	11.300	24 =	50.600	29		Pass
3	Lauren	Matthews	Sapphire	L2 InAge	3.5	12.600	28	2.0	7.200	30	3.0	7.050	29	3.0	11.450	23	4.0	12.150	15	50.450	30		Pass
12	Anna	Thompson	Tamworth	L2 InAge	4.0	13.100	12 =	0.0	4.750	32	2.2	7.300	28	4.0	11.700	19 =	4.0	10.800	29	47.650	31		
36	Sydney	Letchford	Dynamo (UK)	L2 InAge	4.0	12.850	23	2.0	6.750	31	3.5	5.900	32	3.0	10.400	30	3.7	8.150	32	44.050	32		



Level 2  
Out of Age

No	Name	Club	Comp	D	VT		D	UB		D	BB		D	FX		D	RC		AA			
43	Megan	Bridge	Gymmagic	L2 OutAge	4.0	13.700	1	3.0	9.900	8	4.0	11.350	1	4.0	12.250	1	4.0	12.700	1	59.900	1	Pass
34	Sofia	Ramzan	DGC2k	L2 OutAge	4.0	13.050	7	4.0	11.450	3	4.0	9.000	4 =	3.0	11.100	5	4.0	11.300	6	55.900	2	Pass
35	Rosa	Holm-Huxley	DGC2k	L2 OutAge	4.0	12.800	10	4.0	10.350	7	3.5	9.550	3	4.0	11.650	3	3.7	11.450	5	55.800	3	Pass
29	Alice	McCorry	Harrogate	L2 OutAge	4.0	13.100	4 =	4.0	12.000	1	2.7	9.000	4 =	2.5	10.100	9	4.0	11.500	4	55.700	4	Pass
33	Olivia	Constable	City of Bristol	L2 OutAge	4.0	13.100	4 =	4.0	10.700	6	3.2	8.350	7	3.0	10.950	6	4.0	11.900	2	55.000	5	Pass
41	Lisa	Chandler	Fife	L2 OutAge	4.0	13.000	8	4.0	11.850	2	2.7	7.000	9	4.0	11.700	2	3.7	11.250	7	54.800	6	Pass
42	Emily	Bremner	Fife	L2 OutAge	4.0	13.400	2	3.0	11.150	4	3.2	8.650	6	3.0	10.450	8	3.7	11.100	8	54.750	7	Pass
8	Abigail	Morris	City of Manchester	L2 OutAge	4.0	12.950	9	4.0	11.000	5	2.7	7.650	8	3.0	10.750	7	4.0	11.750	3	54.100	8	Pass
14	Erin	Gallacher	West Lothian	L2 OutAge	4.0	13.200	3	2.0	8.300	9	4.0	10.200	2	4.0	11.600	4	4.0	10.700	9	54.000	9	Pass
37	Leah	Mitchell	Dynamo (UK)	L2 OutAge	4.0	13.100	4 =	0.0	0.000	10 =	3.2	5.750	10	3.0	9.800	10	3.7	9.300	10	37.950	10	

Level 1

No	Name	Club	Comp	D	VT		D	UB		D	BB		D	FX		D	RC		AA			
69	Taeja	James	City of Birmingham	L1	4.2	13.300	3	4.0	13.450	1	4.0	13.350	1	4.0	12.350	1	4.0	11.600	10 =	64.050	1	Pass
68	Ellee	Cheetham	City Of Manchester	L1	4.4	13.600	2	4.0	12.900	2	3.5	11.950	6	4.5	12.100	2	4.0	12.700	3	63.250	2	Pass
53	Chiara	Bunce	Heathrow	L1	3.8	12.600	8	4.0	12.050	5	4.0	12.900	2	4.0	11.800	4	4.0	11.600	10 =	60.950	3	Pass
59	Alissia	Barlow	Notts	L1	3.8	12.150	13	4.0	11.550	8	4.0	12.550	3	3.5	11.650	7	4.0	12.400	6	60.300	4	Pass
62	Laura	Beasley	Park Wrekin	L1	3.8	11.700	14	4.0	12.550	3	4.0	10.700	11	3.5	11.700	6	4.0	12.200	7	58.850	5	Pass
67	Jolie	Ruckley	Cardiff Olympic	L1	4.2	12.750	6 =	4.0	11.800	7	4.0	10.600	12	3.5	11.250	8	4.0	12.000	9	58.400	6	Pass
60	Laura	Kaletha	Notts	L1	3.8	12.750	6 =	4.0	12.250	4	4.0	11.800	7	3.5	10.350	12	4.0	11.200	12	58.350	7	Pass
70	Megan	Morrison	City of Glasgow	L1	4.0	12.500	9	2.0	9.100	12 =	4.0	11.550	8	4.0	11.900	3	4.0	12.650	4	57.700	8	Pass
55	Eleanor	Green	Tameside	L1	3.8	11.500	15	4.0	12.000	6	4.0	11.500	9	3.0	10.150	13 =	4.0	12.050	8	57.200	9	Pass
56	Ella	Ross-Jessop	Ladywell	L1	4.2	13.150	4	4.0	10.900	10	3.0	9.000	15	3.0	11.150	9	3.7	12.800	2	57.000	10	Pass
57	Erika	Magpantay	Marriotts	L1	3.8	12.450	10	4.0	11.000	9	3.5	10.050	14	3.0	10.950	10	4.0	12.500	5	56.950	11	Pass
64	Courtney	Burton	South Durham	L1	3.8	12.200	12	4.0	9.800	11	4.0	10.900	10	3.5	11.750	5	4.0	11.150	13	55.800	12	Pass
63	Maisie	Lloyd-Jones	Portsmouth	L1	4.4	13.650	1	2.0	5.600	14	4.0	12.100	4 =	2.5	10.850	11	4.0	13.150	1	55.350	13	Pass
61	Isla	Warr	Park Wrekin	L1	4.0	12.850	5	3.0	9.100	12 =	4.0	12.100	4 =	3.5	10.150	13 =	4.0	10.550	14	54.750	14	Pass
52	Phoebe	Ruggins	Heathrow	L1	3.8	12.400	11	1.0	4.300	15	3.5	10.150	13	0.0	0.000	15 =	0.0	0.000	15 =	26.850	15	